


Present to Impress

Your Guide to a Winning Poster Presentation



Define Your Message


1. Focus on one clear, compelling takeaway.
2. Align content with audience interest and purpose.

01

Design Smart (2-3 colors)

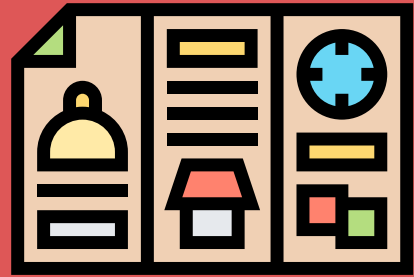
1. Choose 2-3 contrasting colours for clarity and balance.
2. Ensure readability with high contrast between text and background.

03



Structure Your Poster

1. Title – Clear, concise, and engaging
2. Intro – What problem are you solving?
3. Methods – Keep it visual
4. Results – Use graphs, figures, and images
5. Conclusion – What does it all mean? What's next?




02

Use bullet points

1. Keep points concise— ideally one line each.
2. Highlight only key facts or actions to avoid clutter.

04



Perfect Your Pitch

1. 60-90 seconds
2. Practice with friends
3. Prepare for questions

05

On the day Present with impact

Be Prepared

Have handouts or a QR code for more info

06



Be Approachable

1. Stand beside your poster
2. Make eye contact
3. Offer a warm greeting and smile

07



Deliver Your Pitch

1. Use your poster to support your talk – don't read from it
2. Invite questions
3. Thank your audience!



08